



National Marine Manufacturers Association

nmma.org

ECONOMIC SIGNIFICANCE OF RECREATIONAL BOATING IN FLORIDA

CONGRESSIONAL DISTRICT 17

Number of Recreational Boats*	52,662
Recreational Boating Industry Businesses	196
Total Jobs	4,547
Annual Recreational Boating-Related Spending	\$241.1 MILLION



TOTAL ANNUAL ECONOMIC IMPACT OF RECREATIONAL BOATING:



\$571.5 MILLION

RECREATIONAL BOATS IN FL-17

TOTAL BOATS* **52,662**

REGISTERED BOATS	52,662
Power boats	45,027
PWCs	4,284
Sailboats	1,432
Other Boats	1,919

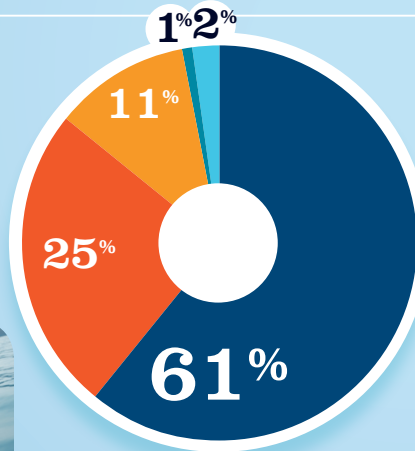
HOUSEHOLDS PER BOAT **5.3**



* Total boats are registered boats as reported by states to the USCG.

RECREATIONAL BOATING CREATES JOBS IN FL-17

TOTAL BOATING JOBS	969
Boat Building	16
Motor / Engine Mfgr.	12
Accessory / Supplies Mfgr.	106
Dealers / Wholesalers	242
Boat Services	593

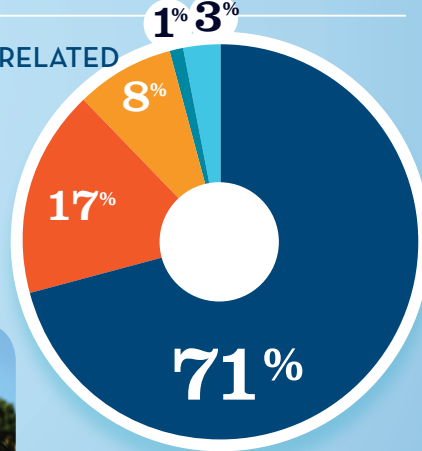


BOAT BUILDING DLRS/WHOLESALEERS
MOTOR/ENG. MFR. BOAT SERVICES
ACC./SUPPLIES MFR.



RECREATIONAL BOATING-RELATED BUSINESSES IN FL-17

TOTAL BUSINESSES	196
Boat Building	5
Motor / Engine Mfgr.	2
Accessory / Supplies Mfgr.	16
Dealers / Wholesalers	33
Boat Services	140

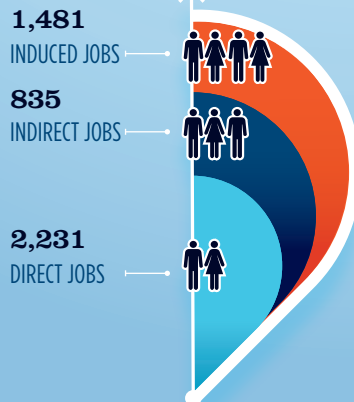


BOAT BUILDING DLRS/WHOLESALEERS
MOTOR/ENG. MFR. BOAT SERVICES
ACC./SUPPLIES MFR.



ESTIMATED JOBS IMPACT OF RECREATIONAL BOATING-RELATED SPENDING IN FL-17

EST. TOTAL JOBS	4,547
EST. TOTAL LABOR INCOME (MILLIONS)	\$188.2
Est. Direct Income	\$76.9
Est. Indirect Income	\$46.5
Est. Induced Income	\$64.8



RECREATIONAL BOATING INDUSTRY SALES IN FL-17

Boat Building	\$4.1 MILLION
Motor / Engine Mfgr.	\$7.1 MILLION
Accessory / Supplies Mfgr.	\$25.8 MILLION
TOTAL MFR. SALES	\$37.0
Dealers / Wholesalers	\$115.7 MILLION
Boat Services	\$176.8 MILLION
TOTAL RETAIL & SERVICES SALES	\$292.5

BOAT BUILDING DLRS/WHOLESALEERS
MOTOR/ENG. MFR. BOAT SERVICES
ACC./SUPPLIES MFR.